



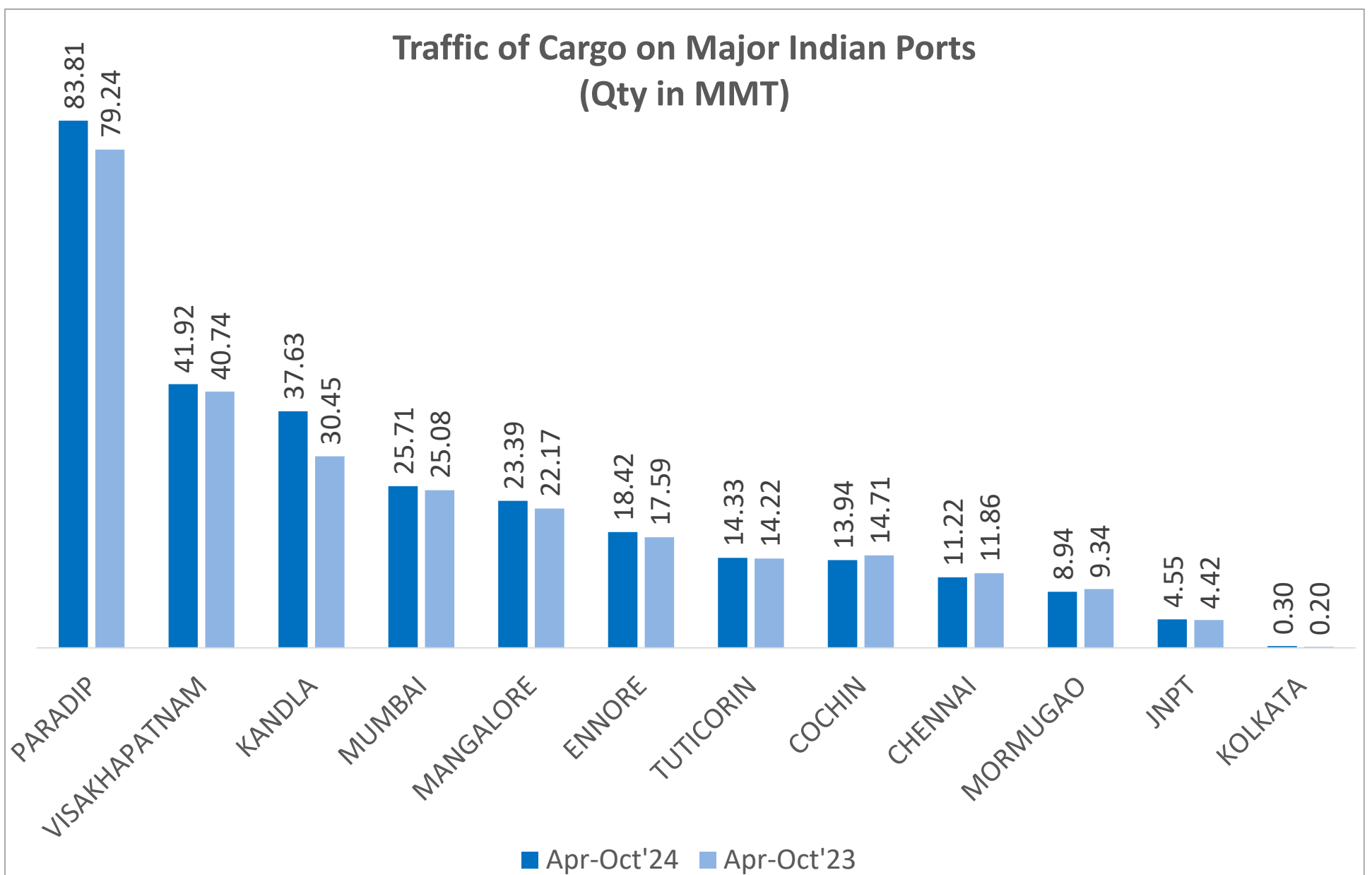
J M BAXI
THE PORT SPECIALIST
MARINE SERVICES



**PORT UPDATE
NOVEMBER 2024**

KEY POINTS MAJOR PORTS

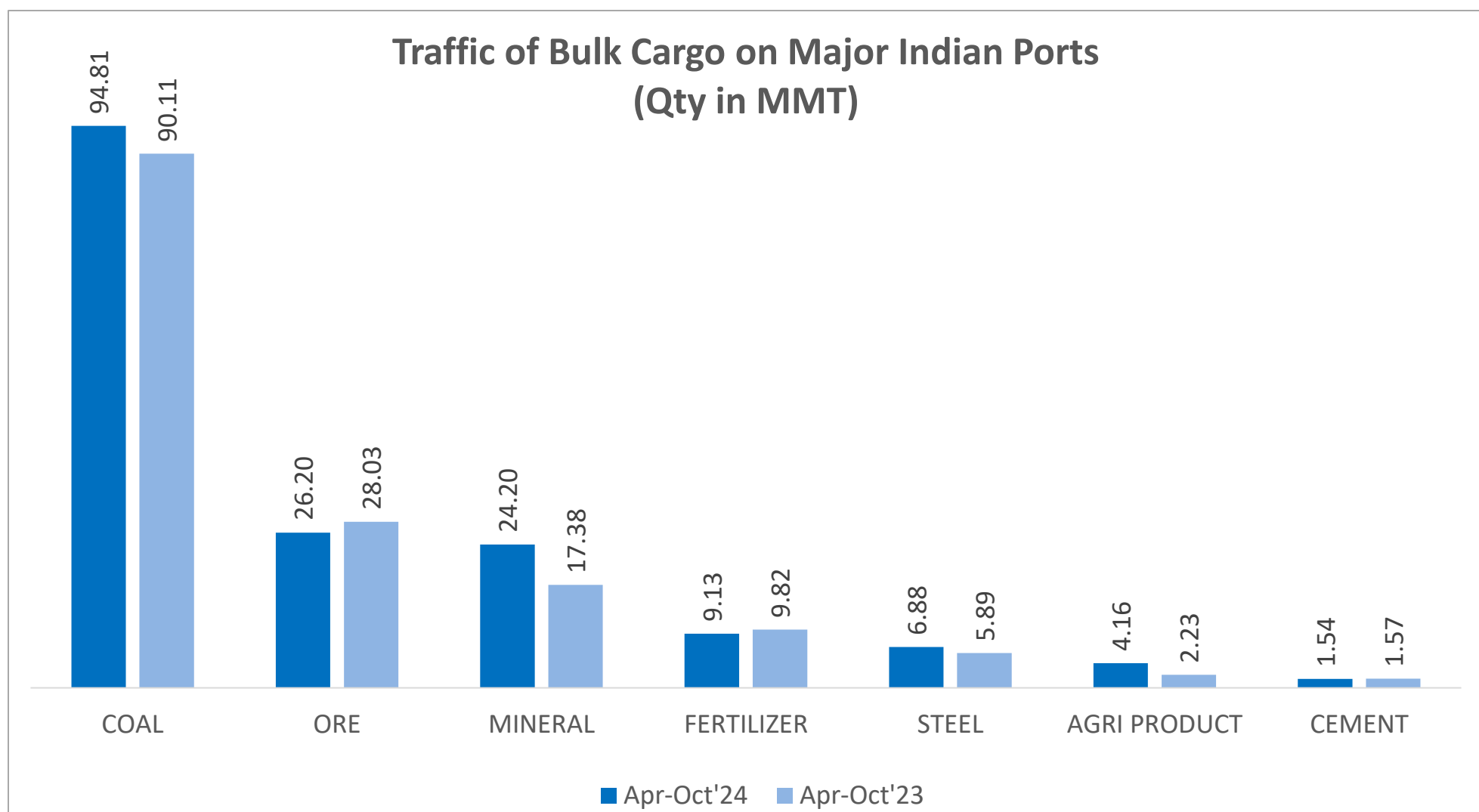
- Between major and minor ports, 628.17 MMT of traffic saw movement in Apr-Oct'24 as compared to the same period last fiscal.
- Major ports reported volume to incline at 284.16 MMT in Apr-Oct'24, as compared to total volume of 270.01 MMT during same period last year.
- Traffic wise Paradip, Visakhapatnam and Kandla showed the highest traffic at 83.81 MMT, 41.92 MMT, 37.63 MMT respectively.



CARGO PERFORMANCE MAJOR PORTS

BULK CARGO

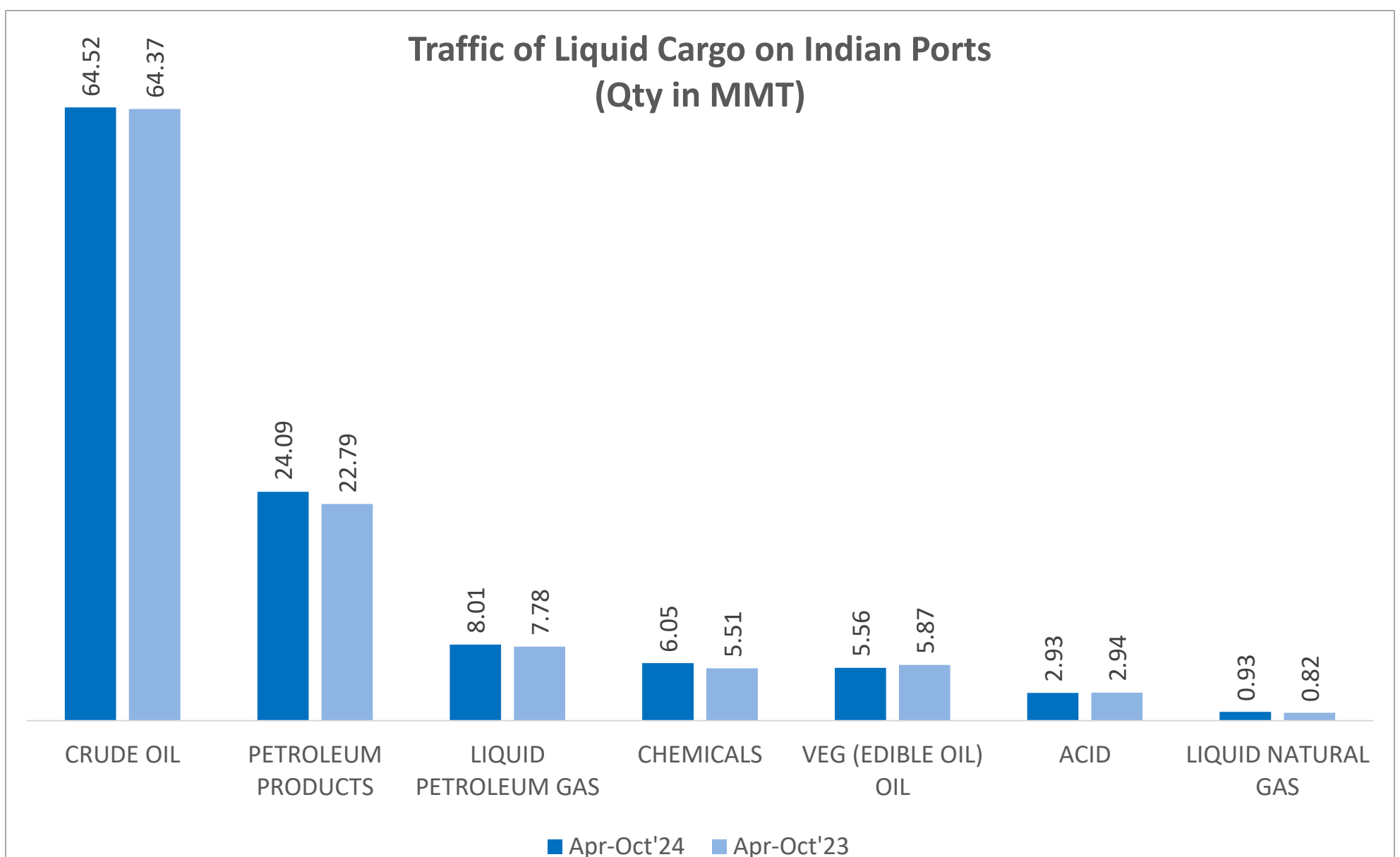
- Coal traffic on Major Indian ports stood at 94.81 MMT in Apr-Oct'24.
- Shipments of mineral through the 12 major ports, increased significantly at 24.20 MMT in Apr-Oct'24 as compared to 17.38 MMT in Apr-Oct'23.
- Total Bulk Cargo traffic at major ports increased to 166.93 MMT from 155.02 MMT for the same period last year.



CARGO PERFORMANCE MAJOR PORTS

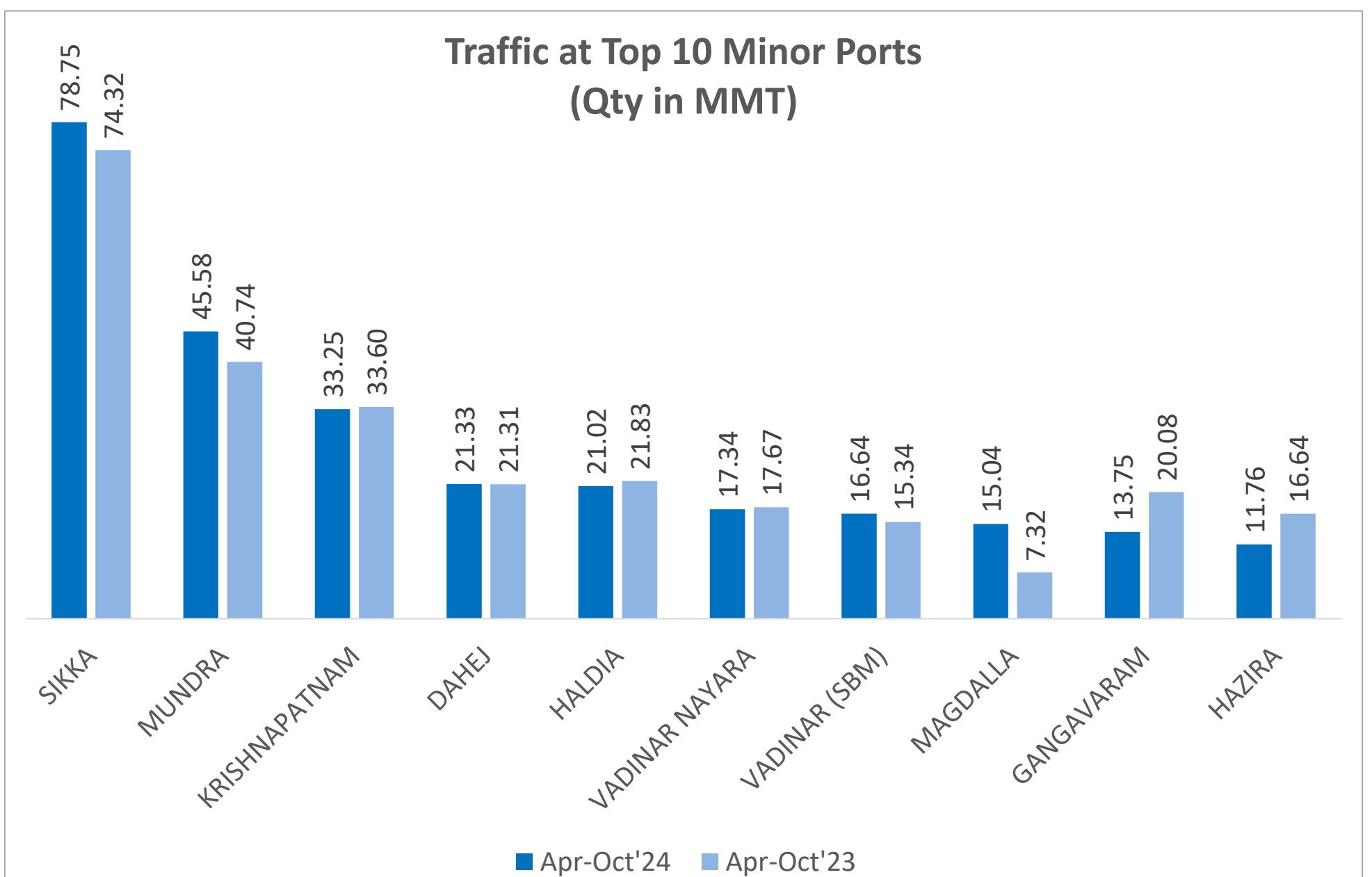
LIQUID CARGO

- P.O.L., Crude, LPG/LNG shipments rose to 97.55 MMT while Other Liquids traffic at major port rose to 14.54 MMT.
- Total Liquid Cargo traffic at major ports increased during Apr-Oct'24 to 112.09 MMT from 110.09 MMT for the same period last year.



KEY POINTS MINOR PORTS

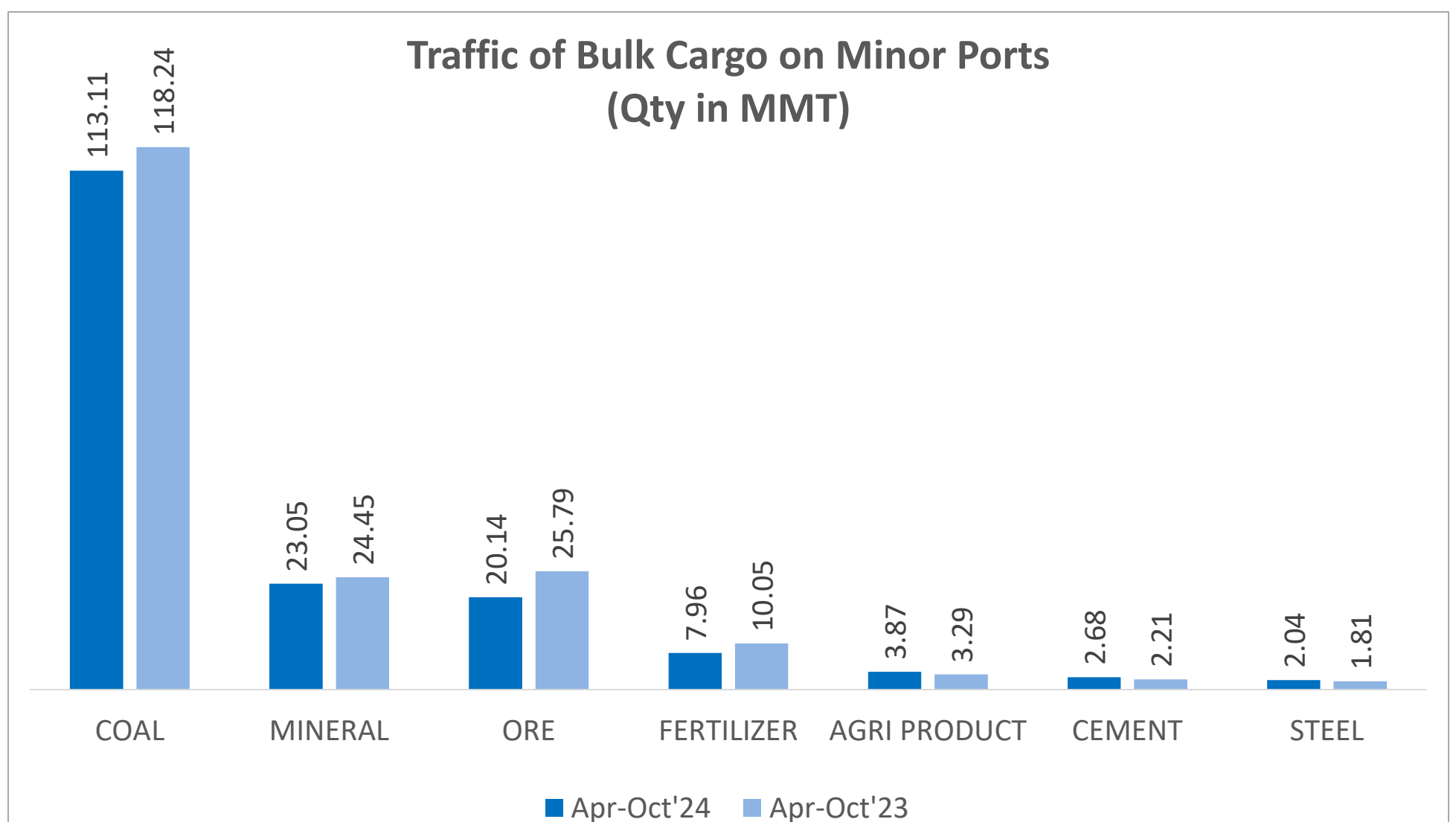
- Minor ports reported volume of 344.01 MMT in Apr-Oct'24 as compared to total volume of 349.10 MMT during same period last year.
- Traffic wise top three ports Sikka, Mundra & Krishnapatnam showed traffic of 78.75 MMT, 45.58 MMT & 33.25 MMT resp.



CARGO PERFORMANCE MINOR PORTS

BULK CARGO

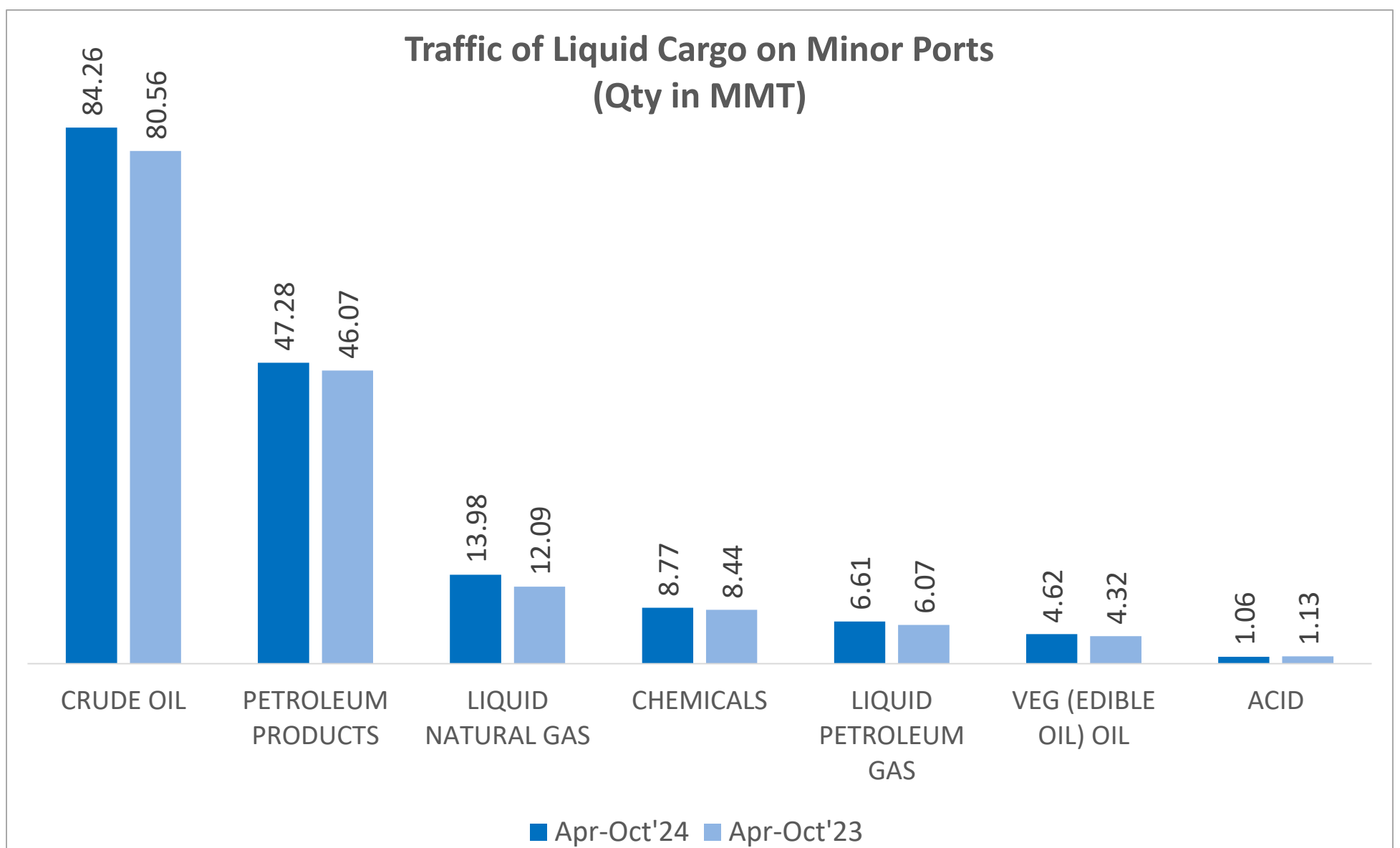
- Coal shipment at Indian minor ports during Apr-Oct'24 recorded volume to 113.11 MMT from 118.24 MMT for the same period last year.
- There was significant increase in the shipment of agri-products from 3.87 MMT in Apr-Oct'24 to 3.29 MMT in Apr-Oct'23.
- Total Bulk Cargo traffic at minor ports decreased to 172.86 MMT from 185.84 MMT for the same period last year.



CARGO PERFORMANCE MINOR PORTS

LIQUID CARGO

- Crude oil, POL & LPG/LNG shipments at Indian minor ports was recorded at 152.13 MMT and other Liquids traffic at major port rose to 14.45 MMT in Apr-Oct'24.
- Total Liquid Cargo traffic at minor ports increased during Apr-Oct'24 to 166.58 MMT from 158.69 MMT for the same period last year.



OTHER REPORTS FOR NOVEMBER 2024

J. M. BAXI Monthly Agri Products Update

J. M. BAXI Monthly Automotive Logistics Update

J. M. BAXI Monthly Cement Update

J. M. BAXI Monthly Coal Update

J. M. BAXI Monthly Chemical Update

J. M. BAXI Monthly Container Update

J. M. BAXI Monthly Cruise Shipping Update

J. M. BAXI Monthly Veg Oil Update

J. M. BAXI Monthly Fertilizer Update

J. M. BAXI Monthly Liquid Gases Update

J. M. BAXI Monthly Mineral and Metal Update

J. M. BAXI Monthly Oil and Petroleum Update

J. M. BAXI Monthly Port Update

J. M. BAXI Monthly Project Cargo Update

J. M. BAXI Monthly Seafarers Insights Update

J. M. BAXI Monthly Steel Update

Research and Analysis Desk

J. M. BAXI.

Godrej Coliseum, Office No. 801, 8th floor, "C"
wing, Behind Everard Nagar,
Off. Somaiya Road, Sion. Mumbai - 400022
INDIA.

T: 022 61077100 Ext 161/145, |
M: 091-7506004224 / 7045659111

E: shwetalk@jmbaxi.com | W:
www.jmbaxico.com